



GUIDE TO SEARCHING THE CENTRAL DATABASE OF SHOAH VICTIMS' NAMES

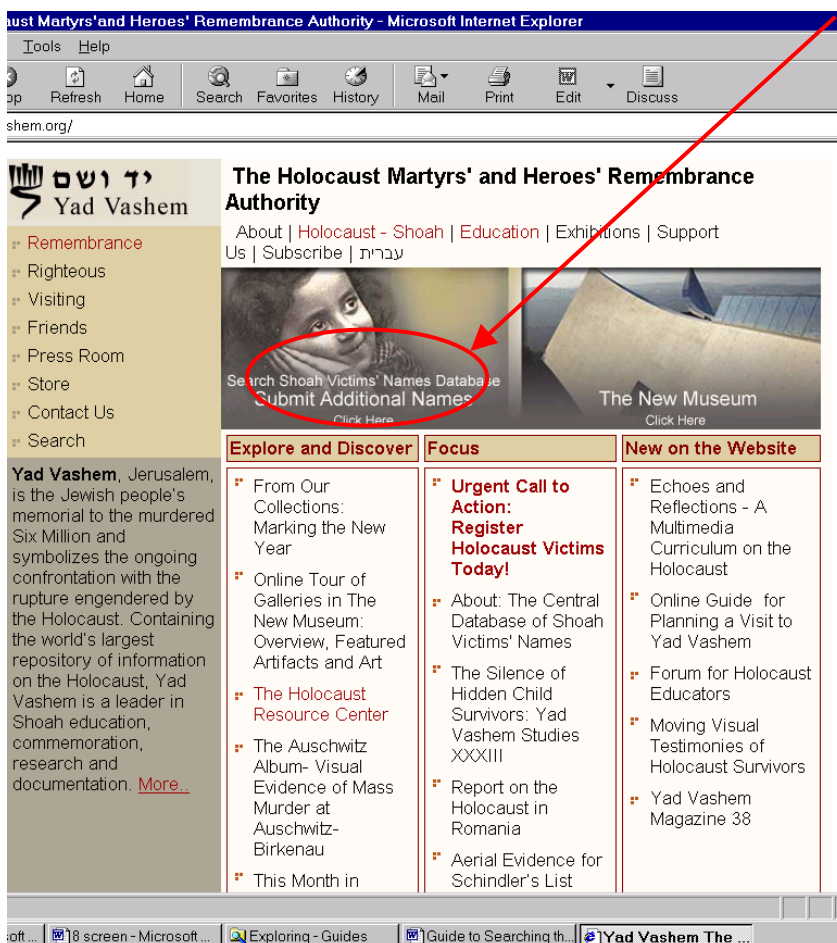
GETTING STARTED

This guide will help you search the Central Database of Shoah Victims' Names, navigate the sites' features and optimize your search results. The best strategy is "trial and error". With a bit of patience and practice, you will be able to use the Database effectively.

Print out this guide before you begin to search.

ACCESSING THE NAMES DATABASE

Type www.yadvashem.org into the address box on your browser. Find the image titled: **Search Shoah Victims Names Database Submit Additional Names**. Click the link marked "Click here".





BASIC SEARCH SCREEN



FEATURES

A – Enter victim’s name and related locations

**Hint:* Best results are usually obtained by filling in two of the three fields. You can also fill in only one field, but the results are usually too extensive to be helpful.

**Hint:* If you do not know how to spell the first, last or name of location, use the Soundex option in Advanced Search.

**Note:* The Database will retrieve related names. If you search Yaakov you will also get Jacob. Similarly, if you search Pressburg you will also get Bratislava. Search by either married or maiden name. Place names should always be in Latin characters, and can be place of birth, residence, or death.

B – Selected photographs of Shoah victims submitted to Yad Vashem

Click on the image to find out who they were.

C – Clicking on the Yad Vashem logo from any screen will return you to Yad Vashem’s home page.

DATABASE LINKS

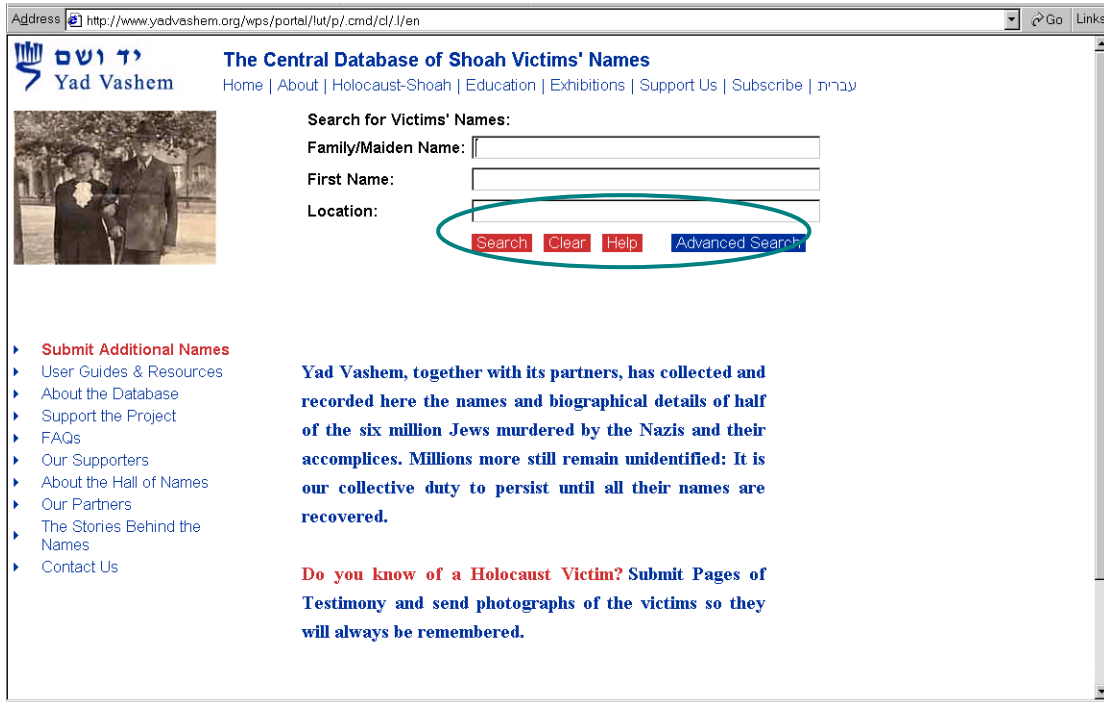
You may click a link to: submit additional names, access User Guides and additional resources, learn more about the Central Database or Hall of Names, discover educational activities using the Names’ Database, meet individuals and organizations who have contributed in different ways to the Database and to learn how you can contribute as well.

YAD VASHEM LINKS

Click on one of these links to learn more about Yad Vashem, to access the online resource center, to support Yad Vashem, or to change your default language.



SEARCH TOOLS



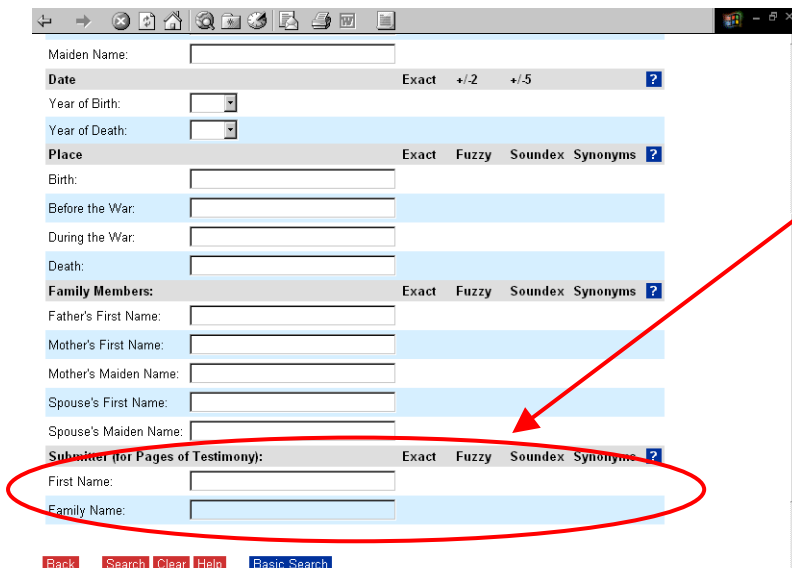
TOOLS

Search – Click here or hit “enter” to search the database, after you have submitted information in the available fields

Clear – Clear the fields and start over

Help – Detailed explanations and help for this screen

Advanced search – To search by narrower parameters (see screen below)



**Hint: Unsure how to spell the name of a person or place? Try the soundex option in*

Advanced search

**Hint: To search by the name of a person who submitted names to Yad Vashem click on*

Advanced search and fill in the first and last name of the **Submitter** fields.

RESULTS SCREEN

Back Print Help Basic Search Advanced Search

Results of search for victims whose family name (including synonyms) is 'GOLDRING', and whose location (including synonyms) is 'AUSCHWITZ':

Displaying 1 - 15 of 83

Name	Place of Residence				Birth Date	Source
	Town	District	Region	Country		
Goldring, Hertha	SENTA	DUNAVSKA	BBB BACKA	YUGOSLAVIA		list of victims from Yugoslavia
Goldring, Jenni	SENTA	DUNAVSKA	BBB BACKA	YUGOSLAVIA		list of victims from Yugoslavia
Goldring, Aron	SENTA	DUNAVSKA	BBB BACKA	YUGOSLAVIA		list of victims from Yugoslavia
Goldring, Erik	SENTA	DUNAVSKA	BBB BACKA	YUGOSLAVIA		list of victims from Yugoslavia
Goldring, Natasa	LODZ	LODZ	LODZ	POLAND		Page of Testimony
Weisz, Sara	ZENTA	DUNAVSKA	BBB BACKA	YUGOSLAVIA	1910	Page of Testimony
Goldring, Gutta	LODZ	LODZ	LODZ	POLAND		Page of Testimony
Goldring, Tamas	LODZ	LODZ	LODZ	POLAND		Page of Testimony
Goldring, Tzvi	LODZ	LODZ	LODZ	POLAND	1870	Page of Testimony
Goldring, Chana	LODZ	LODZ	LODZ	POLAND	1871	Page of Testimony
Weinstock, Rana	TRANSYLVANIA REGION		TRANSYLVANIA	ROMANIA	1901	Page of Testimony
Goldring, Yitzhak	NAGYVARAD	BIHOR	CRISANA-MARAMURES	ROMANIA	1906	Page of Testimony
Goldring, Edit	NAGYVARAD	BIHOR	CRISANA-MARAMURES	ROMANIA	1931	Page of Testimony
Goldring, Tubi	NAGYVARAD	BIHOR	CRISANA-MARAMURES	ROMANIA	1910	Page of Testimony
Weinstock, Berta	NAGYVARAD	BIHOR	CRISANA-MARAMURES	ROMANIA	1901	Page of Testimony

Results Page: 1 2 3 4 5 6 Next

Please note: There may be more than one record for the same victim, originating from one or more sources.

Back Print Help Basic Search Advanced Search

FEATURES

A – Summary of your search

B – Click a name to see the biography screen

**Note:* Due to multiple or duplicate sources there may be more than one record for a victim.

**Note:* Your results may include family names other than the one you searched for since the Database also searches by maiden name.

C – Place of Residence before the war

**Hint:* Place of birth and death can be viewed on the next screen, which can be accessed by clicking on the name.

**Hint:* If there are no results, try broadening the search by omitting the location.

D – Birth date – as reported by submitter of the information.

**Note:* This may be approximate

E – Source – The information comes from either a Page of Testimony (a one page form submitted by relatives or friends) or a list derived from commemoration projects or archival sources.

**Note:* Archival documents may list survivors among the victims who perished. If you recognize someone who survived, please send us a post-war document and we will change the record in the Database accordingly.

F – Results page: Previous 1, 2, 3... Next – Click on Next, Previous, or a page number to navigate the results page of your search

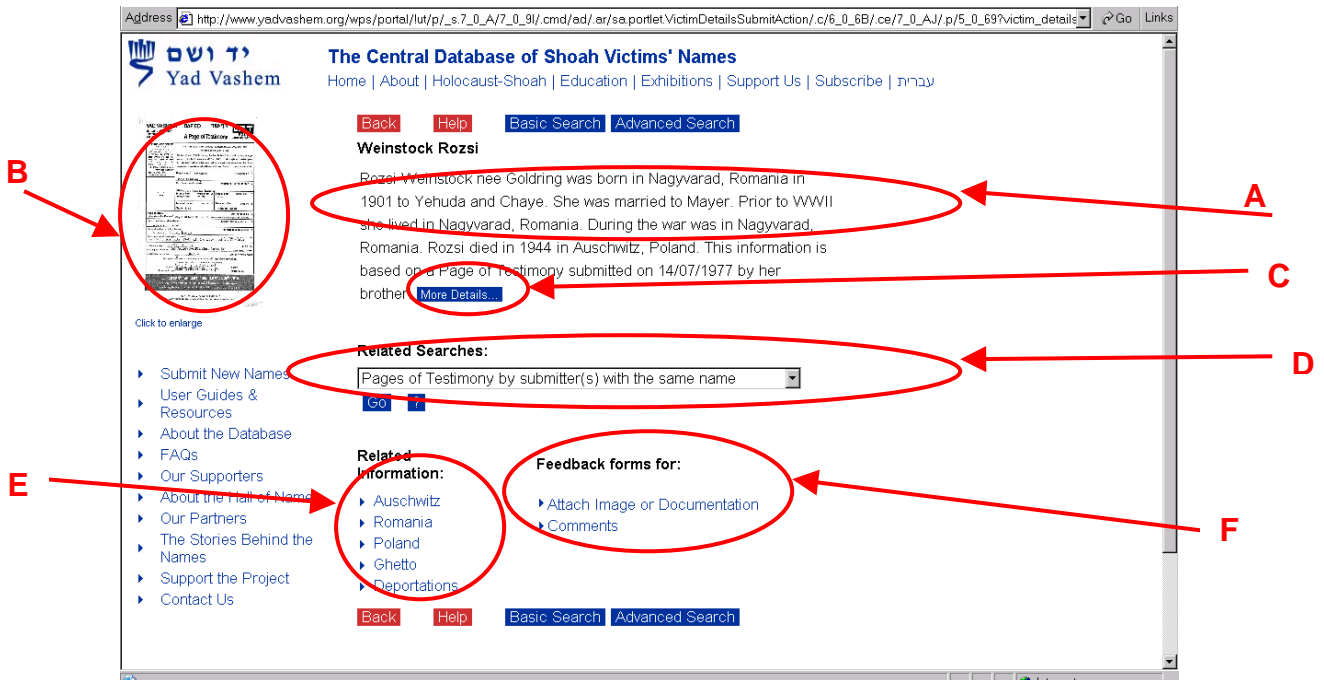
[Basic search](#) – Start over

[Advanced search](#) – Search by other or narrower parameters

**Hint:* To search by the name of a person who submitted names to Yad Vashem click on this button.



INDIVIDUAL BIOGRAPHY SCREEN



FEATURES

A – Individual biography.

B – An image of the “Page of Testimony”, or archival source, which serves as the basis for this information. Click on this image to view or print the enlarged document.

**Note: If the name comes from archival documents, a majority of the original lists have not yet been incorporated into the Central Database. In these cases, only the transcript is available, and the scanned image will be the front page of the source document.*

Next – Click to view an additional photo or document related to this Page of Testimony.

C – Click **More details** to see a transcription of the original source.

D – Related searches: To perform searches based on your current results, select a search using the pull-down menu and then click **Go**. Click **?** for additional help.

E – Related Information: Links about the Holocaust applicable to this person’s biography.

F – Feedback forms:

- To attach an image or document, click here.
 - Comments – Click here to tell us more about this person
- *Note: To correct mistakes such as misspelled names or relationships that were listed incorrectly, click “Correct Our Deciphering” on the bottom of the **More Details** screen.*

ADVANCED SEARCH SCREEN

The screenshot shows the 'Advanced Search' interface. It is organized into several sections:

- Section A (Personal details):** Includes fields for Name (Family, First, Maiden), Date (Year of Birth, Year of Death), Place (Birth, Before the War, During the War, Death), and Family Members (Father's, Mother's, Spouse's names).
- Section B (Submitter):** A section for 'Submitter (for Pages of Testimony)' with a 'First Name' field.
- Section C (Search Features):** A table of search options for each field, including 'Exact', 'Fuzzy', 'Soundex', and 'Synonyms'.

FEATURES

A – Search by other details: **Fill in as many fields as are appropriate** –The Database will search for records including all of the information requested.

***Note:** If no matches were obtained in the general search, broaden the search by eliminating some search criteria. Advanced Search will give you fewer and more specific results.

B – Search by submitter: **Fill in these two fields with the name of a person who is likely to have reported information to Yad Vashem.**

***Hint:** Major campaigns were conducted in Israel in the 1950s and again in 1999. Who from your family is likely to have submitted information? This may seem trivial, but many people inform us that they have been deeply moved to find information submitted by people they never expected would submit.

C – Search features: Unlike the basic search, the features are not pre-defined. The Database will only derive synonyms if you request them. Also, it will not search for maiden names, and it separates place of birth from place of residence.

***Hint:** These limitations may be helpful if the Basic Search yields too many results.

***Hint:** If you do not know how to spell the first, last or location names, use the Soundex option.

***Notes:**

- **Exact:** Precisely as written and only so.
- **Fuzzy:** Allows one wildcard, i.e. Sarah and Sarha; Lodz and Lozd.
- **Soundex:** Recognizes names that sound similar, i.e. Shlomo and Shloime, but not Solomon; Warschau and Warsza, but not Warszawa.
- **Synonyms:** Yad Vashem's unique system recognizes all variants encountered, i.e. Alexander=Aleksander=Alex=Sasha=Sandor=Sender; Cluj=Klausenburg=Kolozsvar.